


Fiche d'exercices 16

Organiser les nombres — Additions > 10
La numération décimale

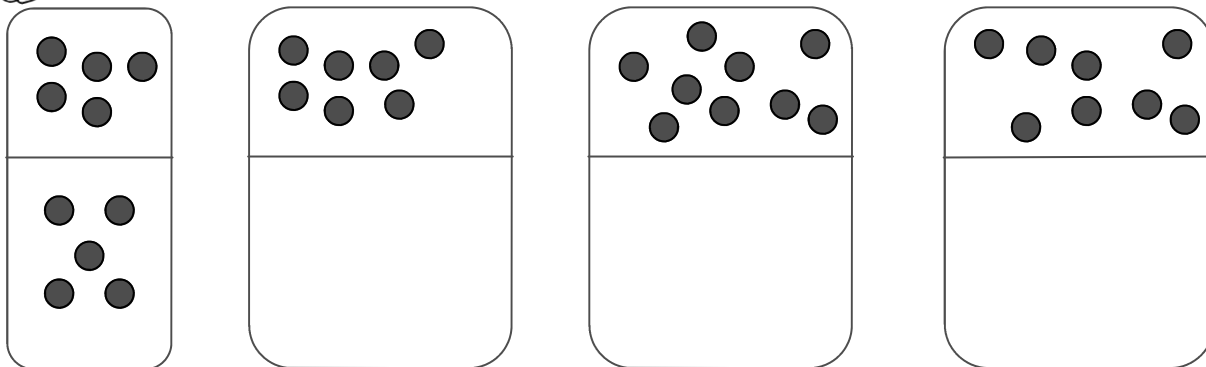
La numération



1



Redessine les jetons afin de calculer plus rapidement.



2



Écris les résultats des additions.



	=		=				=				
10		.		1	.	6		.	.		

	=		=				=				
10		.		1	.	8		.	.		

3



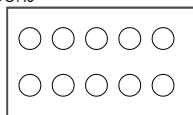
Dessine les pièces et/ou les billets.



4



Écris la table des doubles.



..... + = | + = | + = | + = | + =

5



Écris les nombres.

12 - 15 - 8 - 10 - 4

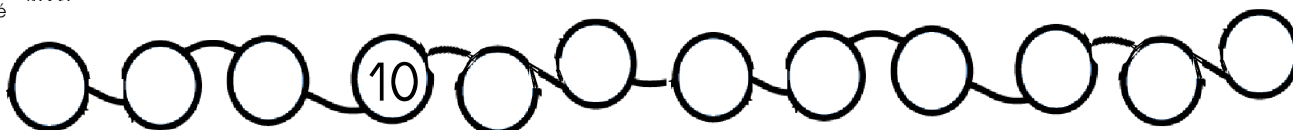
13 - 19 - 11 - 14 - 15




6

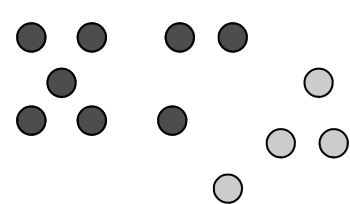


Écris les nombres dans les cases.

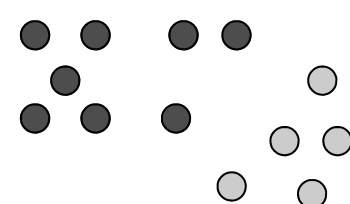


7  **Entoure** les jetons pour créer un paquet de 10 puis écris la réponse.

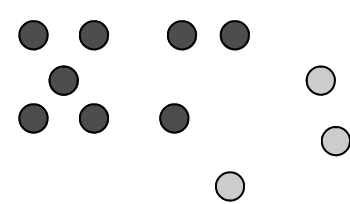
$8 + 3 = \begin{array}{|c|c|} \hline \cdot & \cdot \\ \hline \end{array}$



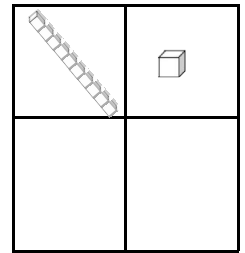
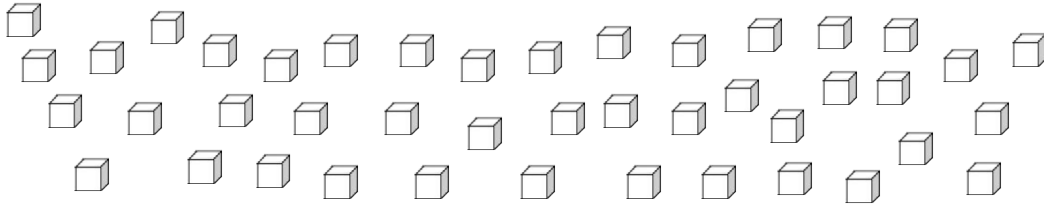
$8 + 3 = \begin{array}{|c|c|} \hline \cdot & \cdot \\ \hline \end{array}$



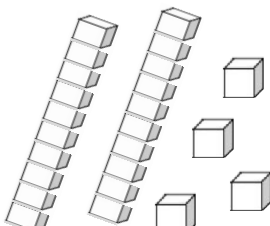
$8 + 3 = \begin{array}{|c|c|} \hline \cdot & \cdot \\ \hline \end{array}$





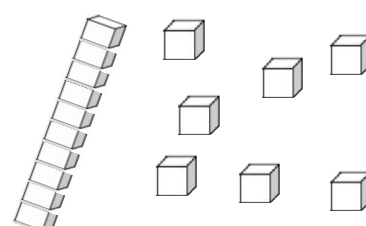
8  **Entoure** les cubes pour créer des paquets de 10.





9  **Ecris** dans les tableaux les nombres de dizaines et d'unités.

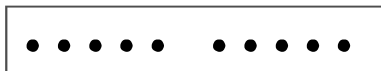




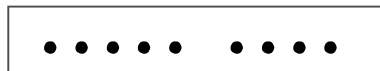
10  **Complète** les soustractions.



$10 - 1 = \dots$

$10 - 2 = \dots$

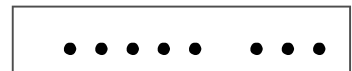
$10 - 3 = \dots$



$9 - 1 = \dots$

$9 - 2 = \dots$

$9 - 3 = \dots$



$8 - 1 = \dots$

$8 - 2 = \dots$

$8 - 3 = \dots$

11  **Ecris** le résultat des additions.

$2 + 3 + 5 = \dots$

$2 + 1 + 7 = \dots$

$2 + 5 + 3 = \dots$

$2 + 2 + 6 = \dots$

$10 + 8 = \dots$

$10 + 7 = \dots$

$10 + 6 = \dots$

$10 + 5 = \dots$

$1 + 9 = \dots$

$2 + 8 = \dots$

$3 + 7 = \dots$


$4 + 6 = \dots$



Fiche d'exercices 16

Organiser les nombres — Additions > 10
La numération décimale

La numération



1



Redessine les jetons afin de calculer plus rapidement.

--	--	--	--	--

2



Écris les résultats des additions.

	=		=	
	=		=	

3



Dessine les pièces et/ou les billets.

	19 €			32 €	
	21 €				

4



Écris la table des doubles.

 + = + = + = + = + =
--	-----------------------	-----------------------	-----------------------	-----------------------	-----------------------

5



Écris les nombres.

28 - 23 - 25 - 30 - 11

22 - 33 - 2 - 27 - 28

--	--	--	--	--

--	--	--	--	--

6



Écris les nombres dans les cases.

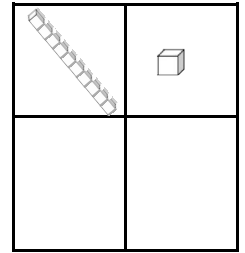
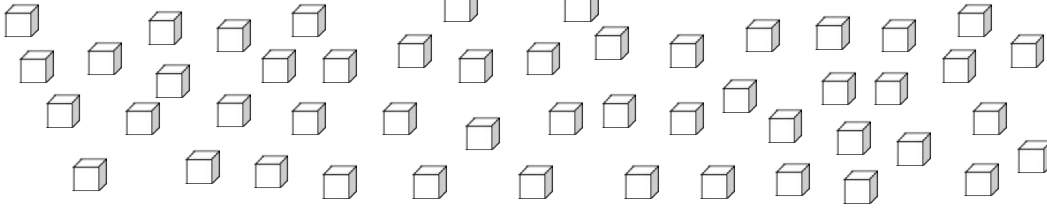




7 **entoures** Entoure les jetons pour créer un paquet de 10 puis écris la réponse.

$8 + 4 = \begin{array}{ c c } \hline \cdot & \cdot \\ \hline \end{array}$ 	$8 + 3 = \begin{array}{ c c } \hline \cdot & \cdot \\ \hline \end{array}$ 	$8 + 5 = \begin{array}{ c c } \hline \cdot & \cdot \\ \hline \end{array}$ 	$8 + 2 = \begin{array}{ c c } \hline \cdot & \cdot \\ \hline \end{array}$
---	---	---	---

8 **entoures** Entoure les cubes pour créer des paquets de 10.



9 **écrits** Ecris dans les tableaux les nombres de dizaines et d'unités.

--	--	--	--	--	--

10 **écrits** Complète les soustractions.



$$10 - 1 = \dots$$

$$10 - 2 = \dots$$

$$10 - 3 = \dots$$

$$10 - 4 = \dots$$



$$9 - 1 = \dots$$

$$9 - 2 = \dots$$

$$9 - 3 = \dots$$

$$9 - 4 = \dots$$



$$8 - 1 = \dots$$

$$8 - 2 = \dots$$

$$8 - 3 = \dots$$

$$8 - 4 = \dots$$

11 **écrits** Ecris le résultat des additions.

$$2 + 3 + 5 = \dots$$

$$2 + 1 + 7 = \dots$$

$$2 + 5 + 3 = \dots$$

$$2 + 2 + 6 = \dots$$

$$2 + 7 + 1 = \dots$$

$$10 + 8 = \dots$$

$$10 + 7 = \dots$$

$$10 + 6 = \dots$$

$$10 + 5 = \dots$$

$$10 + 4 = \dots$$

$$1 + 9 = \dots$$

$$2 + 8 = \dots$$

$$3 + 7 = \dots$$

$$4 + 6 = \dots$$

$$5 + 5 = \dots$$



Fiche d'exercices 16

Organiser les nombres — Additions > 10
La numération décimale

La numération



1



Redessine les jetons afin de calculer plus rapidement.

--	--	--	--	--	--

2



Ecris les résultats des additions.

	=		=	
	=		=	
	=		=	
	=		=	

3



Dessine les pièces et/ou les billets.

4



Ecris la table des doubles.

 +	= +	= +	= +	= +	=
--	---------------	---------	--	---------------	---------	--	---------------	---------	--	---------------	---------	--	---------------	---------

5



Ecris les nombres.

38 - 1 - 12 - 27 - 42

78 - 12 - 90 - 34 - 56

--	--	--	--	--


--	--	--	--	--

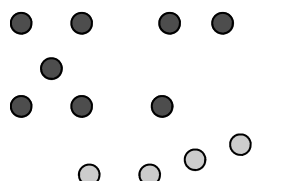
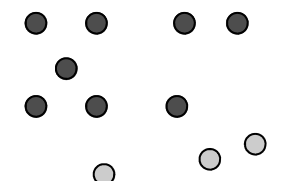
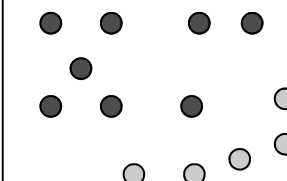
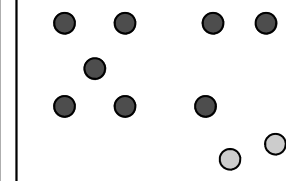
6




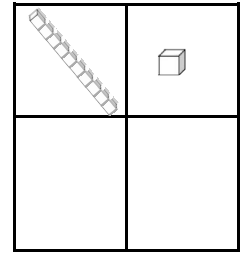
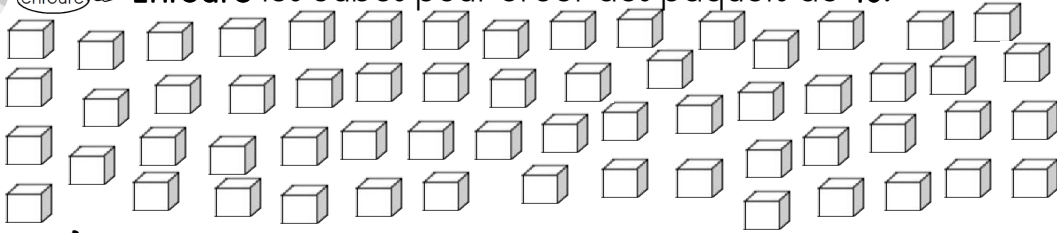
Ecris les nombres dans les cases.




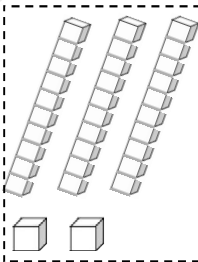
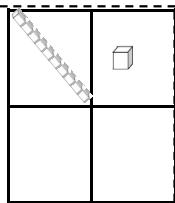
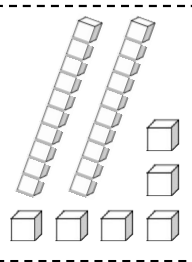
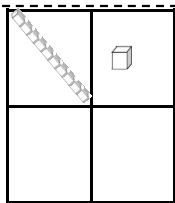
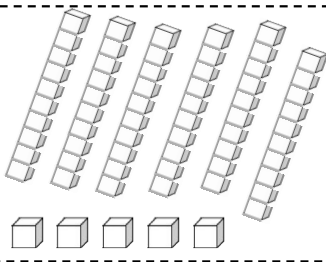
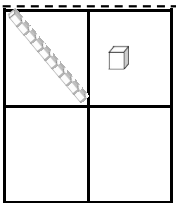
7  **Entoure** les jetons pour créer un paquet de 10 puis écris la réponse.

$8 + 4 = \begin{array}{ c c } \hline \cdot & \cdot \\ \hline \end{array}$ 	$8 + 3 = \begin{array}{ c c } \hline \cdot & \cdot \\ \hline \end{array}$ 	$8 + 5 = \begin{array}{ c c } \hline \cdot & \cdot \\ \hline \end{array}$ 	$8 + 2 = \begin{array}{ c c } \hline \cdot & \cdot \\ \hline \end{array}$ 
--	--	---	--

8  **Entoure** les cubes pour créer des paquets de 10.



9  **Écris** dans les tableaux les nombres de dizaines et d'unités.

					
--	--	--	--	---	--

10  **Complète** les soustractions.

$10 - 1 = \dots$	$9 - 1 = \dots$	$8 - 1 = \dots$	$7 - 1 = \dots$
$10 - 2 = \dots$	$9 - 2 = \dots$	$8 - 2 = \dots$	$7 - 2 = \dots$
$10 - 3 = \dots$	$9 - 3 = \dots$	$8 - 3 = \dots$	$7 - 3 = \dots$
$10 - 4 = \dots$	$9 - 4 = \dots$	$8 - 4 = \dots$	$7 - 4 = \dots$
$10 - 5 = \dots$	$9 - 5 = \dots$	$8 - 5 = \dots$	$7 - 5 = \dots$

11  **Écris** le résultat des additions.

$2 + 3 + 5 = \dots$	$10 + 0 = \dots$	$1 + \dots = 10$	$6 + 5 - 1 = \dots$
$2 + 1 + 7 = \dots$	$10 + 1 = \dots$	$8 + \dots = 10$	$7 + 6 - 3 = \dots$
$2 + 5 + 3 = \dots$	$10 + 2 = \dots$	$7 + \dots = 10$	$8 - 2 + 4 = \dots$
$2 + 2 + 6 = \dots$	$10 + 3 = \dots$	$6 + \dots = 10$	$9 + 3 - 2 = \dots$
$2 + 7 + 1 = \dots$	$10 + 4 = \dots$	$5 + \dots = 10$	$5 - 1 + 6 = \dots$
$2 + 6 + 2 = \dots$	$10 + 5 = \dots$	$4 + \dots = 10$	$4 - 1 + 7 = \dots$