

# La lettre " f "

J'entends



1 **colorie** Colorie le dessin si tu entends [f]



2 **Coche** la case quand tu entends [f]



--	--	--	--

--	--	--

--	--	--

--	--	--	--

3 **Colle** les images ensemble selon la position du son [f].







4



Colorie les cases contenant la lettre **f f F F**

l	f	F	t	h	l	f	F	T	f
f	t	E	F	E	f	F	l	j	F

5



Entoure toutes les lettres **f f F F**

- Fleur joue de la flûte.
- Félicien fait et défait ses lacets.

6



Colorie les syllabes selon le code couleur.

fa	fé	fi	fu	fo
FA	FÉ	FI	FU	FO

fa	fé	fi	fu	fu	fi	FÉ	FA
fo	FA	FÉ	FI	FI	fé	fa	fo
FU	fo	fa	fé	FÉ	FA	fo	FU
fi	fu	fo	FA	fa	fo	fu	fi
fé	fi	FU	fo	fo	FU	fi	fé




# La lettre " f "

J'entends



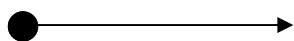

1 **colorie** Colorie le dessin si tu entends [f]



2 **Coche** la case quand tu entends [f]



3 **Colle** les images ensemble selon la position du son [f].



4



Colorie les cases contenant la lettre

f f F F

l	f	F	t	h	ç	f	F	T	f	F	y
f	t	E	F	E	f	F	l	j	F	ç	f

5



Entoure toutes les lettres

f f F F

- Fleur joue de la flûte.
- Félicien fait et défait ses lacets.
- Je souffle sur le feu !

6



Colorie les syllabes selon le code couleur.

fa	fé	fi	fu	fo
----	----	----	----	----

fa	fé	fi	fu	fu	fi	FÉ	FA
fo	FA	FÉ	FI	FI	fé	fa	fo
FU	fo	fa	fé	FÉ	FA	fo	FU
fi	fu	fo	FA	fa	fo	fu	fi
fé	fi	FU	fo	fo	FU	fi	fé
fa	fé	fi	fu	fu	fi	fé	fa




# La lettre " f "


*J'entends*



1 **colorie** Colorie le dessin si tu entends [f]



2 **coche** la case quand tu entends [f]



3 **Colle** les images ensemble selon la position du son [f].

● →		



4



Colorie les cases contenant la lettre **f f F F**

l	f	F	t	h	l	f	F	T	f	F	y
f	t	E	F	E	f	F	l	j	F	F	f
t	F	L	f	E	t	f	h	F	F	h	j

5



Entoure toutes les lettres **f f F F**

- Fleur joue de la flûte.
- Félicien fait et défait ses lacets.
- Je souffle sur le feu !

6



Colorie les syllabes selon le code couleur.

fa	fé	fi	fu	fo
----	----	----	----	----

fa	fé	fi	fu	fu	fi	FÉ	FA
fo	FA	FÉ	FI	FI	fé	fa	fo
FU	fo	fa	fé	FÉ	FA	fo	FU
fi	fu	fo	FA	fa	fo	fu	fi
fé	fi	FU	fo	fo	FU	fi	fé
fa	fé	fi	fu	fu	fi	fé	fa
Fo	Fa	Fé	Fi	Fi	Fé	Fa	Fo

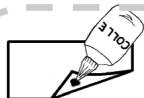


# La lettre " f "


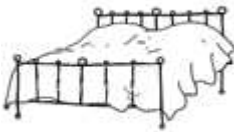

*Je m'exerce*




7



Colle l'étiquette dans la colonne correspondante.

3





8



Ecris les syllabes manquantes

ri

fil

fu



du . . .



une . . . e



Ecris les syllabes manquantes.

lu

fé

sa



une . . . e



le . . . t



9



Entoure le mot qui convient .

Taoki s'est  $\left\langle \begin{array}{l} \text{lié} \\ \text{fié} \end{array} \right.$

avec le fil. Il est  $\left\langle \begin{array}{l} \text{affolé} \\ \text{affalé} \end{array} \right.$

10



Coche la case qui convient .

• Taoki s'est lié avec le fil.  $\longrightarrow$

• Lili est affolée.  $\longrightarrow$

• Taoki est fort.  $\longrightarrow$

• Hugo s'en sort.  $\longrightarrow$



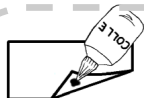


# La lettre " f "


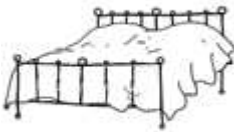

*Je m'exerce*




7



Colle l'étiquette dans la colonne correspondante.

3



8



Ecris les syllabes manquantes

ri fil fu lu fé sa



du . . .



une . . . e



une . . . e



le . . . t

9



Entoure le mot qui convient.

*Je comprends* 











Taoki s'est  $\left\langle \begin{array}{l} \text{lié} \\ \text{fié} \end{array} \right.$  avec le fil. Il est  $\left\langle \begin{array}{l} \text{affolé} \\ \text{affalé} \end{array} \right.$

Mais il est  $\left\langle \begin{array}{l} \text{sali} \\ \text{fort} \end{array} \right.$  . C'est la  $\left\langle \begin{array}{l} \text{fée.} \\ \text{folie.} \end{array} \right.$

10



Coche la case qui convient.

- Taoki s'est lié avec le fil.  $\longrightarrow$     
- Lili est affolée.  $\longrightarrow$     
- Taoki est fort.  $\longrightarrow$     
- Hugo s'en sort.  $\longrightarrow$     
- Hugo est fort.  $\longrightarrow$     



# La lettre " f "


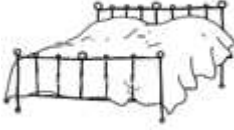

*Je m'exerce*




7



Colle l'étiquette dans la colonne correspondante.

3





8



Ecris les syllabes manquantes



du . . .



une . . . e



une . . . e



le . . . t

9



Entoure le mot qui convient.

Je comprends



Taoki s'est  $\left\langle \begin{array}{l} \text{lié} \\ \text{fié} \end{array} \right.$  avec le  $\left\langle \begin{array}{l} \text{lys} \\ \text{fil} \end{array} \right.$ . Il est  $\left\langle \begin{array}{l} \text{affolé} \\ \text{affalé} \end{array} \right.$

Mais il est  $\left\langle \begin{array}{l} \text{sali} \\ \text{fort} \end{array} \right.$ . Il s'en  $\left\langle \begin{array}{l} \text{fort.} \\ \text{sort.} \end{array} \right.$

C'est la  $\left\langle \begin{array}{l} \text{fée.} \\ \text{folie.} \end{array} \right.$

10




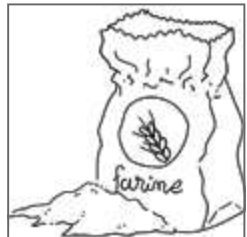




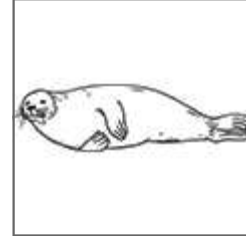

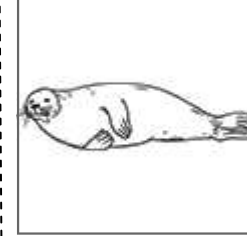

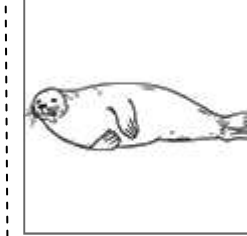



















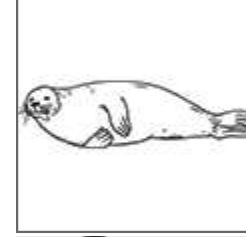

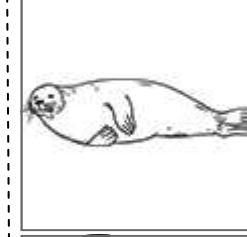

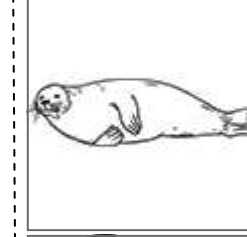





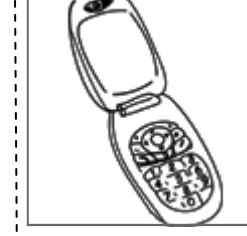







Coche la case qui convient.

• Taoki s'est lié avec le fil. _____		
• Lili est affolée. _____		
• Taoki est fort. _____		
• Hugo s'en sort. _____		
• Hugo est fort. _____		
• Lili s'est liée avec le fil. _____		







Exercice de phonologie 3: étiquettes à coller 6 exemplaires: four, farine, phoque, fourchette, téléphone, confiture, dauphin, éléphant







					
					
					
					
					
					
					
					

Exercice de phonologie 3: étiquettes à coller 4 exemplaires: four, farine, téléphone, éléphant, phoque, fourchette, confiture, dauphin, fleur, fromage, girafe, agrapheuse





Exercice de phonologie 3: étiquettes à coller 4 exemplaires: four, dauphin, éléphant, farine, confiture, agrafeuse, fourchette, cafetière, girafe, sifflet, dentifrice



Exercice de grammaire 7. étiquettes à coller 2 exemplaires (personnes, objets, animaux)





Exercice de grammaire 7. étiquettes à coller 2 exemplaires (personnes, objets, animaux)



Exercice de grammaire 7. étiquettes à coller 2 exemplaires (personnes, objets, animaux)




# La lettre " f " correction

*J'entends*



1 **colorie** Colorie le dessin si tu entends [f]



2 **coche** Coche la case quand tu entends [f]



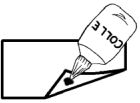
<input checked="" type="checkbox"/>	X		
-------------------------------------	---	--	--









		X	
--	--	---	--

X			
---	--	--	--

		X	
--	--	---	--

3 **Colle** Colle les images ensemble selon la position du son [f].



● →	● →
 	 
 	 




# La lettre " f " correction

*J'entends*



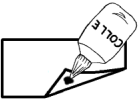
1 **colorie** Colorie le dessin si tu entends [f]



2 **Coche** la case quand tu entends [f]

3 **Colle** les images ensemble selon la position du son [f].



● →	● →






# La lettre " f " correction


J'entends



1 **colorie** Colorie le dessin si tu entends [f]



2 **coche** la case quand tu entends [f]



3 **colle** les images ensemble selon la position du son [f].

● →	◡ ● ◡ →	◡ ◡ ◡ ● →

