

La lettre " r "

J'entends



1 Colorie le dessin si tu entends « r »



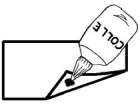
colorie



2 Coche la case quand tu entends « r »



3 Colle les images lorsque tu entends les syllabes suivantes :



ra

ri

ra	ri



4



Colorie les cases contenant la lettre **r r R R**

r	f	R	m	h	r	n	P	r	P
a	r	m	r	z	R	P	r	R	n

5



Entoure toutes les lettres **r r R R**

mercredi Marie cartable rigolo parents garçon
un radis la larve rateau quatre un drap la gare

6



Colorie les syllabes **ra ri ir et ar** selon le code couleur.

ra	ri	ar	ir
----	----	----	----

ra	ri	ar	ir	ra	ri	ar	ir
ri	ar	ir	ra	ri	ar	ir	ra
ar	ir	ra	ri	ar	ir	ra	ri
ir	ra	ri	ar	ir	ra	ri	ar
ra	ri	ar	ir	ra	ri	ar	ir



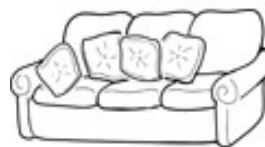
La lettre " r "

J'entends



1 Colorie le dessin si tu entends « r »

colorie



2 Coche la case quand tu entends « r »



3 Colle les images lorsque tu entends les syllabes suivantes :



ra

ri

ir

ra	ri	ir



4



Colorie les cases contenant la lettre **r r R R**

r	f	R	m	h	r	n	P	r	P	r	s
a	r	m	r	z	R	P	r	R	n	r	R

5



Entoure toutes les lettres **r r R R**.

mercredi *Marie* *cartable* *rigolo* *carotte*
un radis *la larve* *Rantanplan* *quatre* *rateau*
parents *un drap* *garçon* *la gare* *rire*

6



Colorie les syllabes **Ra Ri ar ir** selon le code couleur.

Ra	Ri	ar	ir
----	----	----	----

Ra	Ri	ar	ir	Ra	Ri	ar	ir
Ri	ar	ir	Ra	Ri	ar	ir	Ra
ar	ir	Ra	Ri	ar	ir	Ra	Ri
ir	Ra	Ri	ar	ir	Ra	Ri	ar
Ra	Ri	ar	ir	Ra	Ri	ar	ir
Ri	ar	ir	Ra	Ri	ar	ir	Ra




La lettre " r "

J'entends



1 Colorie le dessin si tu entends « r »

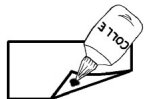
colorie



2 Coche la case quand tu entends « r »



3 Colle les images lorsque tu entends les syllabes suivantes :



ra

ri

ar

ir

ra	ri	ar	ir



4



Colorie les cases contenant la lettre **r r R R**

r	f	R	m	h	r	n	P	r	P	r	s
a	r	m	r	z	R	P	r	R	n	r	R
R	r	q	R	r	v	m	R	n	w	P	r

5



Entoure toutes les lettres **r r R R**.

mercredi *Marie* **cartable** *rigolo* *carotte* *rire*
un radis *la larve* *Rantanplan* *quatre* *rateau* *trou*
parents *un drap* **garçon** *gare* *crapaud* *grave*

6







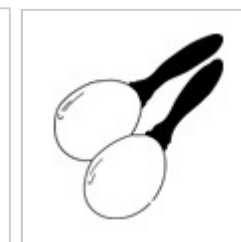

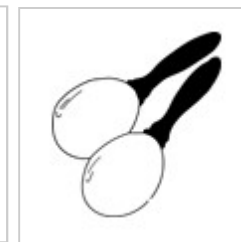






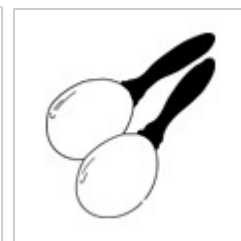

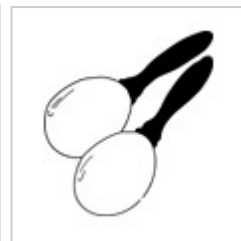




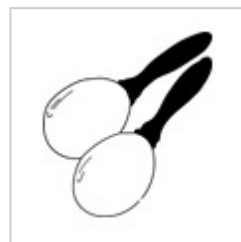











Colorie les syllabes **Ra Ri ar ir** selon le code couleur.



		Ra	Ri	ar	ir		
Ra	Ri	ar	ir	Ra	Ri	ar	ir
Ri	ar	ir	Ra	Ri	ar	ir	Ra
ar	ir	Ra	Ri	ar	ir	Ra	Ri
ir	Ra	Ri	ar	ir	Ra	Ri	ar
Ra	Ri	ar	ir	Ra	Ri	ar	ir
Ri	ar	ir	Ra	Ri	ar	ir	Ra
ar	ir	Ra	Ri	ar	ir	Ra	Ri





Etiquettes à découper Fiche « r » exercice 3 phonologie - orage, souris, maracas, girafe, cerises, hérisson 8 exemplaires



Etiquettes à découper Fiche « r » exercice 3 phonologie - orage, souris, maracas, girafe, cerises, hérisson, lire, courir, dormir, 4 exemplaires








7




Illustre chaque phrase.


Il y a Taoki.



Il y a un ara.



Hugo rit.



8



Retrouve le prénom des personnages puis recopie-le.



Taoki



Hugo



Lili

9



Entoure chaque mot.

Hugo rit. Il y a un rat. Il rit.

Un rat a ri. Il ira. Il y a Taoki. Il

y a un ara. Lili rira, Hugo ira.





10




Colle chaque objet dans la pièce de la maison correspondante.

Bonus!

11



Colorie la scène de Taaki






7




Illustre chaque phrase.


Il y a Taoki.



Il y a un ara.



Hugo rit.



8



Remets les lettres dans l'ordre.



o - u - g - H



a - i - k - o - T



i - i - l - L



9

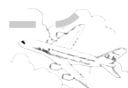


Entoure chaque mot.

Hugo rit. Il y a un rat. Il rit.

Un rat a ri. Il ira. Il y a Taoki. Il

y a un ara. Lili rira, Hugo ira.





10




Colle chaque objet dans la pièce de la maison correspondante.

Bonus!

11



Colorie la scène de Taaki





7






Illustre chaque phrase.

Il y a Taoki.

Il y a un ara.

Hugo rit.



8



écrit

Ecris les prénoms des personnages.







9

entoure



Entoure chaque mot.



Hugo rit. Il y a un rat. Il rit.

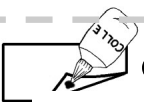
Un rat a ri. Il ira. Il y a Taoki. Il

y a un ara. Lili rira, Hugo ira.





10




Colle chaque objet dans la pièce de la maison correspondante.

Bonus!

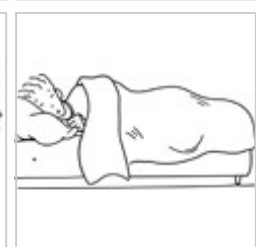
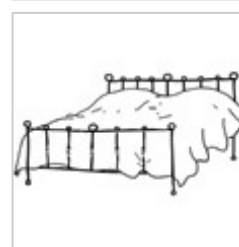
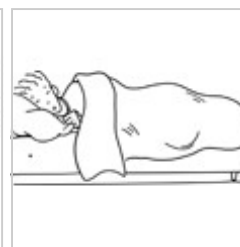
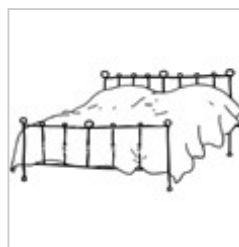







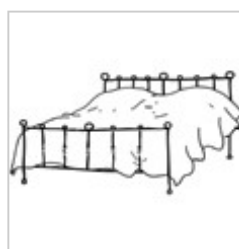
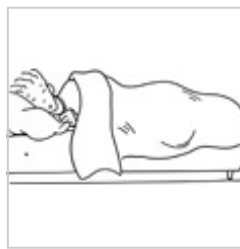
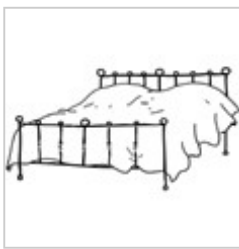



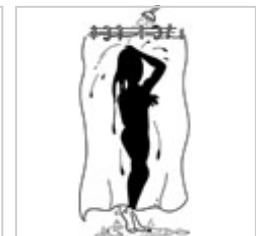
11



Colorie la scène de Taaki



Etiquettes à découper - exercice 8 vocabulaire:
4 exemplaires

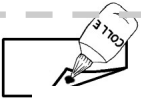


Correction

Je pratique

bla-bla-bla-bla
a-bla-bla-bla-bla
a-bla-bla-bla-b

10



Colle chaque objet dans la pièce de la maison correspondante.

Bonus!

11



Colorie la scène de Taaki

